

MANIFOLD

Manifolds for connecting multiple HIBLOW HP Series pumps in parallel for higher flows



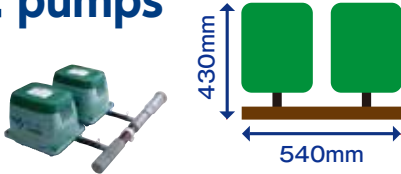
Enables connection of up to 5 pumps in parallel with a single exhaust port

Advantages

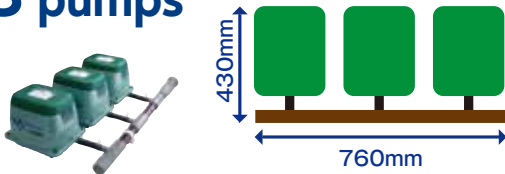
- ① Airflow up to 1000L/min (60m³/h)
- ② Lower noise levels than other high volume pump designs
- ③ Lower power consumption than other high volume pump design
- ④ Hiblow factory engineered for maximum flow and efficiency

Available Configurations

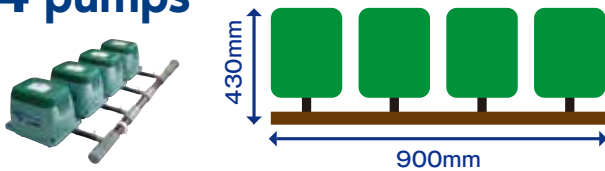
2 pumps



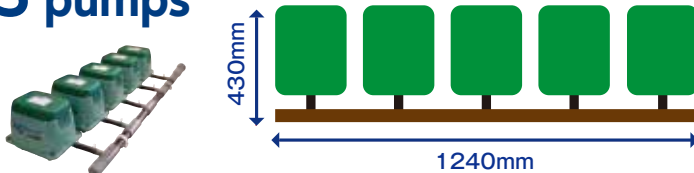
3 pumps



4 pumps



5 pumps



Corresponding Port Sizes

Number of pumps	Exhaust port diameter	
	20A	25A
2 pumps	20A	25A
3 pumps	25A	
4 pumps	30A	
5 pumps	40A	

Alternative connection options available.

Performance curves

